

# Vacation Church School

## *Heroes Unit #3*

### **Lesson:** Faithful Elijah

*And the ravens brought him bread and flesh in the morning  
and bread and flesh in the evening; and he drank of the brook.  
1 Kings 17:6*

(Additional Reference 1 Kings 16:29-34, 17:1-6, 18:17-39)

### **Goals:** By the end of the class the child should be able to:

1. Know the story is from either from the Book of Mormon or Bible.
2. Remember the names of the main characters in the story.
3. Relate the events of the story.
4. Remember the scripture verse.
5. Recall the main idea or lesson of the story.

### **Vocabulary:**

1. Elijah  
2. Ahab  
3. Brave

4. Trust  
5. Raven  
6. Altar

7. Prophet  
8. Worship  
9. King

10. Pray  
11. Punished  
12. Mt Carmel

# Vacation Church School

## *Heroes Unit #3*

### Materials Needed:

Bible

Book of Mormon

<input type="checkbox"/> Matches	<input type="checkbox"/> Glass of Water
<input type="checkbox"/> Bathrobe	<input type="checkbox"/> Burger King Crown
<input type="checkbox"/> Scissors	<input type="checkbox"/> Glue
<input type="checkbox"/> Gold Glitter	<input type="checkbox"/> Markers
<input type="checkbox"/> String	<input type="checkbox"/> Pattern of Raven
<input type="checkbox"/> Lunch Meat	<input type="checkbox"/> Bread
<input type="checkbox"/> Twigs or Matchsticks (with heads broken off)	<input type="checkbox"/> Small Rocks or Play Dough
<input type="checkbox"/> Spoon	<input type="checkbox"/> Pitcher of Water
<input type="checkbox"/> Lighter Fluid	<input type="checkbox"/> Index Cards
<input type="checkbox"/> Flame Shape	<input type="checkbox"/> Sandwich Baggies
<input type="checkbox"/> Paper Clips	<input type="checkbox"/> Magnet
<input type="checkbox"/> Vocabulary Words	<input type="checkbox"/> Clothes Pins

# Vacation Church School

## *Heroes Unit #3*

### **Classroom Preparation:**

#### 1. Elijah Being Fed By The Ravens

Make crown or get Burger King crown. Make copy of picture of idol, cut out and glue to poster board. Make two ravens by folding two pieces of black construction paper in half. On the fold of each piece lay the raven pattern. Trace with white crayon, cut. This will make folded ravens that can be draped over a piece of string later. On the day of class, to the beak of one bird; glue a small piece of lunchmeat. To the beak of the other a small piece of bread. Cut a piece of string about 4 feet long and hang ravens and fill a picture of water.

### **Craft Preparation:**

#### 1. Elijah Being Fed By Ravens:

Picture of Elijah being fed by the ravens, lunchmeat, bread and crayons.

##### a. Make copies of the pictures and a sample of the coloring craft.

Have small pieces of bread and lunch meat for the children to eat. Also make bread and meat and put into baggies with each child's name for the Raven Relay Game later on.31-Jan-08

#### 2. Alter:

Play dough, small stones, twigs or broken matchsticks (heads broken off), glue and orange tissue paper.

##### a. Buy Play Dough or make at home. Then build an alter with the materials above. Make a sample craft by molding the alter from Play Dough stick stones around the sides and press twigs or matchsticks onto the top. Cut small squares of the orange tissue paper for the fire and glue to twigs.

#### 3. Match the Picture Review Game

##### a. Draw a simple outline picture of the following on an index card: an alter, rain, fire, a bird, a crown and a mountain; color with markers.

# Vacation Church School

## *Heroes Unit #3*

### 4. Memory Verse Activity

- a. Make copies of each of the segment of the memory verse, one set for each child. A sandwich bag for each child. A piece of string and a magnet.

### 5. Story: Faithful Elijah

### 6. Review Activities

- a. How many are needed
- b. How to make
- c. Give each step

### 7. Crafts

- a. Coloring Craft: Elijah Bing Fed By Ravens
- b. Building an Alter

### 8. Vocabulary Words

- a. Cut out vocabulary words and back them on poster board.
- b. Put vocabulary words up on a wall for the children to see and remember the words (for younger children putting a picture with the word helps them remember it better).

# Vacation Church School

## Heroes Unit #3

Story: Today's story "Faithful Elijah" comes from the bible.

- Introduction: *Set a glass of water on the table or a flat surface. Hold matches or hold in your pocket say:* "I am holding a match. I am an adult and it is all right for me to hold a match. Matches are something that children should never play with! I'm using this match to show you something about our story". *Light the match and hold for just a moment; then douse it in a glass of water.* "Why did the match go out? Water doesn't burn does it? If you pour lots of water on wood and it gets real wet it won't burn either. Elijah; our bible hero for today *(hold up the bible)* poured lots of water on some wood and God did a mighty act. Let's find out that happened"

*(Two people are needed for this lesson. One to dress up in a bathrobe and crown and pretend to be King Ahab; and the other to tell the story. Move the table and have the kids sit on the floor to do the story).*

Our bible hero today is named Elijah. God wants us all to be brave and trust him just like Elijah. Today we are going to pretend that we are all Elijah and do what he did. Elijah was a prophet for God. That means that God talked to Elijah and Elijah told the people what God said. The king the land where Elijah lived was a very bad king. *(Ahab puts on the rope, folds his arms and looks very mean).* His name was King Ahab. King Ahab made an alter to a make believe God. *(Ahab pretends to bow or pray to the alter).* This made the true and living God very angry. He wants us to worship Him, not pretend Gods. God was very angry. He sent the prophet Elijah to tell King Ahab! Elijah said "God told me you going to be punished for praying to the pretend God. It's not going to rain again until I say". Do you think that Ahab was sorry? No! King Ahab was mad at God! He wanted hurt Elijah! *(Ahab shakes fist at Elijah)* But God told Elijah where to go to be safe. He told Elijah where there was a brook of water. Elijah went to the brook and camped there.

We're all pretending that we're Elijah. We'll pretend that we're camped out at the brook. We have water but we don't have any food. We might get hungry; wouldn't we?

# Vacation Church School

## Heroes Unit #3

Well, God took care of Elijah. (fold the raven with the bread in his beak over the string. If the string is tied, one of the children can hold the bottom. If it is not tied the teacher can hold the top of the string in the air while one of the children holds the bottom of it). Every morning and every night God told the ravens to bring Elijah bread (slide the raven with the bread down the string) and the meat. (Do the same with the raven with the meat).

Just like God promised, no rain fell for a long time. Because no rain fell no food could grow. The people were getting hungry! God sent Elijah to talk to King Ahab again. "King Ahab Elijah said. (Ahab stands again. Folding his arms and looking mean). "God says to tell all the people to come to a mountain called Mt. Carmel. He will show you who the true God is". We are going to go outside and pretend that we are on Mt. Carmel where God told the people to come. (Go outside) All the prophets of the make believe God came. They built an alter to worship their pretend God. They put wood on the alter and prayed to their God to send down fire to burn the wood on their alter. They prayed and prayed all day long. What do you think happened? Nothing! "Watch"! said Elijah. We are going to pretend that that we are building an alter just like Elijah did. (Have two of the children mount dirt). Elijah built an alter to the true God. He put wood on it. (have other children put sticks and twigs on the alter). He dug a ditch all around the alter. (have another child dig a ditch around the alter with a spoon). Then Elijah poured lots and lots of water on the wood. (Teacher douses with lighter fluid). There was so much water that it ran down into the ditch around the alter. "Show your power that the people will know you are the true God!" Elijah prayed. What do you think happened? (Light the fire with a match or lighter). God sent down fire from heaven. It burned up the wood and everything on the alter. The people knew who the true God is! (Douse the fire with a picture of water. Be careful to dispose of matches, lighter and lighter fluid immediately. Turn your back for a second and you could have a disaster).

We don't have to stand up to a mean king like Elijah did. But if any of our friends wants us to do something bad that God wouldn't want us to do, we have to be brave just like Elijah and say no! Elijah showed people that God answers our prayers. We can show our friends about God too. We can tell them about God. We can do nice things for them. And we can pray for them just like Elijah.

# Vacation Church School

## *Heroes Unit #3*

### 9. Discussion:

- a. Importance of who the true God is.
- b. How God answers our prayers.
- c. Why it is important for us to be brave in our beliefs and our lives.
- d. Being brave in telling others about God.

### 10. Scripture Activity:

#### **a. Memory Verse Activity**

*And the ravens brought him bread and flesh in the morning  
and bread and flesh in the evening; and he drank of the brook.  
1 Kings 17:6*

Set up the alter model. Tell the children that the alter needs more fire. Lay the first word or segment of the memory verse out. Let one of the children pick it up by holding the magnet on a string over it. The paper clip will stick to the magnet. Have the child carry the flame to the alter and help him take it off and place it on the alter. Say each word with the class as it is placed on the alter. When they are finished repeat the entire verse with them. When they are done remind them again that if this was real fire we wouldn't be playing with it, that real fire is very dangerous. Send home a flame memory verse bag for each child.

### 11. Review Activity:

#### **a. Match the Pictures Game**

Have children sit in semicircle so everyone can see. Ask the children one of the questions and have them yell out the correct answer when they see it on the card as you hold them up one by one until they call out the correct picture.

- The mean king wore one of these
- God said none of this was going to come out of the sky until Elijah said.
- God sent these to bring Elijah food.
- God wanted everyone to meet at the top of this.
- Elijah built one of these.
- God sent this down from heaven to the alter.

# Vacation Church School

## *Heroes Unit #3*

### 12. Crafts

#### **a. Elijah Fed By Ravens Coloring Page**

Have children color page and glue paper bread and meat to coloring page.

#### **b. Building Elijah's Alter**

Build an alter with the materials above. Make a sample craft by molding the alter from Play Dough stick stones around the sides and press twigs or matchsticks onto the top. Cut small squares of the orange tissue paper for the fire and glue to twigs.

### 13. Outdoor Activity (weather permitting)

#### **a. Raven Relay**

Have the children split into two groups, clothes pin a baggie with bread and meat to their shirts and have them fly to Elijah and leave baggie and fly back to the next child in their group and give clothes pin to them. First team completed wins; and get to say the memory verse. Then they can eat the snack in the baggie.





Vacation Church School  
*Heroes Unit #3*

**Vocabulary Words**

<b>Elijah</b>	<b>Ahab</b>
<b>Brave</b>	<b>Trust</b>
<b>Raven</b>	<b>Alter</b>
<b>Prophet</b>	<b>Worship</b>
<b>King</b>	<b>Prayer</b>
<b>Punished</b>	<b>Mt. Carmel</b>

Vacation Church School  
*Heroes Unit #3*




(For Match Picture Game)

Vacation Church School  
*Heroes Unit #3*

God took care of Elijah.  
God takes care of me.

1 Kings 17:1-6



Vacation Church School  
*Heroes Unit #3*



Raven



altar

Vacation Church School  
*Heroes Unit #3*



Vacation Church School  
*Heroes Unit #3*

