

The Story of Joseph

Lesson 1 Genesis 37

Read: “Joseph’s Colorful Robe” in the Beginner’s Bible, or a comparable version.

Discuss: How did Joseph treat his brothers? How did his brothers treat him? Was it okay for them to “get back” at him for bragging, and being the favorite kid?
It is never okay to be angry. Always talk to your family about problems before they get too big. Listen to each other. Try to see the problem from their side.


Create: A “Bee Nice” display for your house. Problems like Joseph had with his brothers happen in every family from time to time. This is one way to teach kids conflict-resolution skills from an early age.

How it works: Each family member has an envelope with their name on it. Each day, every family member writes a “bee note” (or draws a picture), saying or depicting something kind, such as a thank-you or a compliment, to the family member who bothered them the most that day. If it was a peaceful day, note-writing can still be encouraged. (Send home the attached parent/ guardian note.)

Materials: Envelopes (Enough for each family member of your students), markers or crayons, printed bees (about three per student), yellow paper, glue sticks. Optional: if you have letter stickers, letter stamps, or letter tracers, this would be a fun opportunity to use them.


Directions:

1. Instruct kids to color their bees.
2. Help kids cut out the bees.
3. Kids not old enough to write can trace the “Bee Nice” heading for the display with a marker or crayon. Older kids can write it on their own.
4. Kids old enough to write can put their family member’s names on the outside of the envelopes, on the side with the flap. Remember, one envelope per family member. They can decorate the envelopes however they choose, drawing bees on them, etc.,,. Kids with siblings in the class can divide up their family’s envelopes between them.
5. If kids have time left over, they can start writing notes to put inside the envelopes, even if it is just for fun. Explain that they can write notes whenever they want, but especially to write one when there is a problem.



6. To clarify: What the kids are bringing home today is the components of their family display: One “Bee Nice” title for their display board; Three colored bees for decoration, one envelope per family member, and also the parent note to explain the concept. (I would not recommend mounting these on a poster board, since the family may not have room for something that large on their wall. They can figure out how they want to configure their display.)

Bee Nicer




Dear _____
(mom, dad/ guardian),

Today I learned about Joseph and his brothers. I learned that even though Joseph was a bragger, and his dad's favorite son, it was not okay for his brothers to "get back" at him. We have to lovingly talk to each other about our problems.

To help our family love each other more, I made a "Bee Nice" display for our house. Here is how it works:

- Every family member has an envelope with their name on it.
- Each day, every family member writes a "bee note" (or draws a picture), saying or depicting something kind, such as a sincere thank-you or a compliment, to the family member who bothered them the most that day. If it was a peaceful day, "bee notes" are still a lot of fun to give and receive!
- Hang the envelopes in a central location, like the kitchen or an entry way, with the title "Bee Nice" over it. The bees pictures are for decoration. Make sure there is paper and markers somewhere nearby. An extra envelope for blank notes would be handy.

It might look something like this:



Please help me to hang this up in our house. It is important to me that we follow God's words, to love each other as He loves us.

Love,
