

Vacation Church School

Life of Christ #3

The Rich Young Ruler

“With God all things are possible.” Mark 10:27

Scripture Reference: Matthew 19: 16-30, Mark 10: 17-31, Luke 18:18-30

Goals: By the end of the lesson the student will be able to:

1. Know the story is found in the Bible
2. Repeat the memory verse
3. Explain the events of the story
4. Understand the significance of the young man and his conversation with Jesus

Introduction:

Materials Needed:

- Pictures of royalty, jewels, crowns, money, mansions, etc (anything that displays wealth)
- Memory verse written on a board or a large piece of paper and posted somewhere in the room

1. Begin by showing the children the pictures of wealth. Ask them what they see in the pictures and what it makes them think of. Ask them if these are things they want to have in life? Ask them if having those things is the most important thing in life. Guide them through the discussion letting them know that although God may bless you with material possessions they can't become your priority.
2. Ask the children what some of their most prized possessions are. Discuss how much they would miss them if they were all gone. Then ask them what should be the most important thing in their life. Listen to their responses then direct the conversation to the fact that God must be the most important thing in our lives, but it's easy to forget that.
3. Introduce the memory verse: “With God all things are possible.” Mark 10:27. Show them the poster and have them read it with you. Explain even though things may sometimes seem hard, we can do whatever is needed with God's help.
4. Tell them they are going to read a story about a young man who had trouble not loving all his things more than he should.

Lesson

Materials Needed:

- Copy of the story
- Optional materials: pictures show children while you read story aloud

The Rich Young Ruler

One day Jesus was traveling in Judea, teaching the people who came to hear him, and healing the sick. While he was there a young man came to him wanting to know what one thing he should do to have eternal life. Now this young man was a ruler among his people and very rich. He had many possessions and lots of money. He had heard Jesus was teaching of an eternal kingdom where there

was no death, and everyone would live forever. The young man wanted to find out how he could be a part of this. So he found the place where Jesus was and came to him to ask the one question that had been on his heart since he learned of this place called Heaven.

As the young man knelt before Jesus asking how he might enter into heaven, Jesus began to answer him. He told the rich young man that there were many commandments given by God to help us know how to live our lives. Jesus told him should be honest and not to lie, honor his parents, and never to steal from others. Also that he should love his neighbor as himself, as well as follow the rest of the laws God had given. The young man was happy because he had done these things his entire life. Since he was a child he had followed these commandments and he told Jesus he had already been doing those things. Then he asked Jesus if there was anything else he needed to do in order to get to Heaven.

Jesus loved the young man very much and wanted him to live with him in heaven forever. He knew this man had many riches and that those things were very important to him. In fact they were the most important things in his life. Jesus knew that unless the man was willing to put God first in his life above these other things he would never do enough good works to have eternal life with him. So, he told the young ruler to sell everything he had and give it to the poor and come follow Him. Then he would have treasures in heaven which were more important than treasures on earth. When the young man heard this he was very sad. He had so much and he did not want to give it all away. He walked away from Jesus knowing he could not give away all his money and things.

Jesus told his followers that it was almost impossible for a rich man to enter into Heaven because they usually love their money more than anything. People cannot love their things more than God and be live with Him forever. God must come first in our lives above everything else. Jesus' followers asked him how anyone could get into heaven because it seemed so hard. He told them that anything is possible with God. He gives us the strength we need to do the things that seem hard to us. He gives us the strength to put live without things we think we may want, but do not need. He helps us to see that living with him in Heaven will be better than anything we could ever have here on earth. Anything we might give up will be given back to us even more than we ever gave away.

Memory Verse Activity:

Materials Needed:

- Prepare ahead of time strips of paper with the memory verse printed on them. Leave space in between each word because they will be cut out individually later. 1 per child, +1 to use as an example

Example:

With	God	all	things	are	possible.	Mark 10:27
------	-----	-----	--------	-----	-----------	------------

- Strips of construction paper (large enough to glue the words of the memory verse in order), 1 per child +1 to use as an example
- Glue sticks, 1 per child (or they can share, but it's easier if they each have their own)
- Crayons, markers, or colored pencils (optional if you want them to decorate)

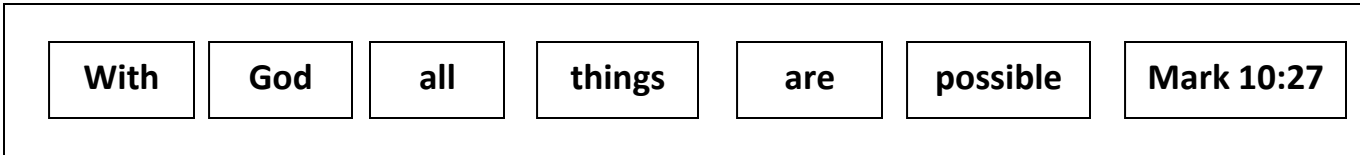
1. Explain to the children they are going to be doing an activity to help them remember their memory verse. Reread the verse then have all the children read or repeat it again with you. If you choose write the verse on a board or large piece of paper and post it in the room.

2. Show them the strips of paper with the verse printed on them. Explain to them that they are going to cut out each word individually. Demonstrate this using your strip of paper. Then they will glue them to the strip of construction paper in the correct order. Demonstrate gluing the first two words to the paper.

3. Give each child the memory verse and a pair of scissors. Remind them to keep their words track of their words and keep them together so they can complete the activity. When they have finished cutting their words collect their scissors. Then give them the larger strip of construction paper and a glue stick. Have them glue the words in order.

4. They can decorate around the verse if you choose, or time allows.

Example of completed memory verse:



Story Craft: Treasures in Heaven Mobile

Materials Needed:

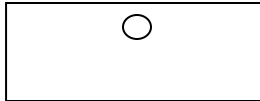
- Large strips of construction paper with two holes punched at the top, at least 1 per child

Example:



- Several smaller pieces of construction paper of a different color with one hole punched at the top, 5-6 per child

Example:



- Crayons, markers, colored pencils
- Yarn
- Hole punch

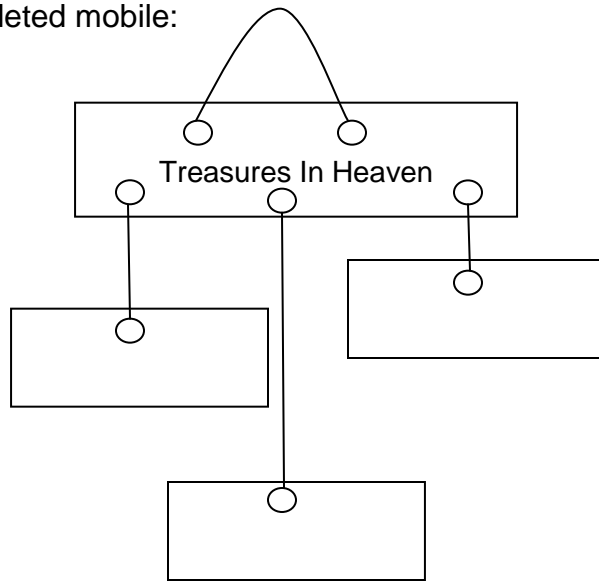
1. Ask the children to remember back to the story of the rich young ruler. What made it so hard for him to do the one thing Jesus told him he needed to do to get into heaven? Talk about how God wants us to store treasures in Heaven, but the young ruler loved his treasures on earth more. He couldn't understand that by giving up these things on earth for a short time he would have even more when later on. Ask them to give examples of ways we can store up treasures in Heaven, not just here on earth. Have the children come up with ideas and write them on a board or large piece of butcher paper. (Examples: giving clothes/toys/etc to needy, obeying God's commandments, treating our parents with respect, asking someone who looks lonely to come play with you, praying for the sick, etc)

2. Begin by giving each child one of the large pieces of construction paper. Have them write the words "Treasures In Heaven" on the paper.

3. Next have them choose 5 or 6 ideas of ways they can store up treasures in Heaven by living the way God wants them to. They can use the ones from the list created earlier or come up with more on their own. Have them write the ideas on the smaller strips of paper. Punch one hole in the bottom of the large paper title for every idea they write down.

4. While they are writing (or before class) cut pieces of yarn of different lengths, one to attach each smaller paper to the larger title. They will also need a piece of yarn to use as a hanger. Tie a piece of yarn to each idea and attach them.

Example of completed mobile:



Lesson Review Activities:

Paper Bag Questions

1. Prepare several questions about the rich young ruler ahead of time and place them in a paper bag. (ex. What did the young ruler want to know? What were some of the commandments Jesus told the young man to keep? Why was the young ruler sad when he left Jesus? etc.)
2. Have the children take turns choosing a question from the bag. Read the question aloud. If the child gets the answer correct they keep the paper. If not it goes back in the bag. Continue until all questions are answered.